




# Fix it with fittings

Got a gardening problem? Fix it with a fitting from Pope!

**Problem** I have an unfitted hose

**Fix** 12mm Comfort Grip Hose Connector

**Problem** I want to join different size hoses

**Fix** 18mm to 12mm Hose Coupler





**Problem** The hose is too short




**Fix** 12mm Hose Coupler








**Problem** The hose is leaking

**Fix** 12mm Hose/Joiner Repairer

**Problem** The hose is kinking around corners

**Fix** 12mm Swivel Snap-On Coupler

**Problem** I want to wash the dog with warm water

**Fix** Indoor Tap Adaptor





**Problem** I want to connect my 18mm Hose to a 12mm Sprinkler

**Fix** 18mm Sprinkler Adaptor





**Problem** I want to disconnect my hand spray without getting wet

**Fix** 12mm Comfort Grip Hose Connector with Stop Valve





**Problem** I only have one tap but need to connect two hoses.

**Fix** EZ Dial 2 Way Tap






## Pope Tip

Need to change a fitting? Simply cut the hose just below it, slip the new fitting base on, squeeze the hose onto the new fitting top and screw on the base.